

ESSENTIALLY BETTER



Evario

The bed that's at home in any hospital unit

Evario

The hospital bed that meets every requirement



Hospital beds are expected to meet an extremely broad range of requirements. The tasks they are faced with in the various hospital units are so wide-ranging that you could be forgiven for thinking that the answer is to use a variety of special-purpose models. But wouldn't it be easier and more user-friendly, as well as more cost-effective, to have one model of bed that would meet every need? This is precisely the approach followed by the Evario from Stiegmeyer.

Its intelligent modular system makes the Evario equally at home in any hospital unit. A variety of control options, safety side systems, castors and head and footboards are brought together to form a practical and attractively versatile hospital bed which addresses individual requirements while still providing excellent value for money.

The Evario goes a long way to facilitating the work of nursing staff with its effortless use. Its planar design and its optional machine washability contribute to its excellent hygiene characteristics. These support hospitals in the fight against multi-resistant germs.

Contents

4 Strong advantages	18 Evario extra wide
6 Evario – the bed that's at home in any hospital unit	18 Evario extra long
8 ¾ safety side	19 Evario with scales
9 Protega safety side	20 Evario with fixed headboard
10 Integrated control	21 Cost-effective benefits & quality
11 LCD handset	22 Reliable hygiene
12 Practical operating functions	24 Maintenance and servicing
13 Digital assistance systems	25 Equipment and options
14 Benefits for nursing staff	29 Technical data
16 Benefits for patients	30 The Stiegmeyer-Group



Evario

87 cm width

- **Mattress base (mattress dimensions):**
87 x 200 cm

- External width of less than 1 metre
- Choice of Protega split safety side and ¾ safety side
- Controlled with LCD handset or integrated control panel
- With Intercontinental, Stelo or Rondo head and footboard



Evario

90 cm width

- **Mattress base (mattress dimensions):**
90 x 200 cm

- For 90 cm mattresses and alternating pressure systems
- With Stelo or Rondo head and footboard
- Protega split safety side
- Controlled with LCD handset or integrated control panel
- Cables integrated in the frame



Evario extra wide

Enhanced comfort

- **Mattress base (mattress dimensions):**
97 x 200 cm

- Also suitable for heavy residents
- Option of a fifth castor for better manoeuvrability of the wider bed



Evario extra long

The bed for tall patients

- **Mattress base (mattress dimensions):**
87 x 210 cm

- Extra 18 cm bed extension possible
- Attractive head and footboards to choose from



Evario with scales

Precise weight control

- **Mattress base (mattress dimensions):**
90 x 200 cm

- Integrated bed scales with separate handset
- Weighing accuracy of 200 g
- Can be fitted with optional Out-of-Bed system



Evario with fixed headboard

Safe height adjustment

- **Mattress base (mattress dimensions):**
87 x 200 cm

- No collisions with furniture during height adjustment
- Height adjustment range of 35 – 85 cm (with integral castor)
- Safe use of accessories (patient lifting pole, infusion stand) even with full mobility of mattress base

Strong advantages

LCD handset

The LCD handset with only three buttons is designed for intuitive use. It provides three control levels for patients, nurses and technicians.

Integrated control panel

The control panel which is incorporated on the outside or inside of the Protega safety side provides tailor-made options for all users and useful preset bed positions.

Secure position

The handrails on the safety sides provide support for patients. The handle bars on the headboard and footboard make it easier to manoeuvre the bed.

Sliding backrest

The sliding backrest protects the patient from uncomfortable shearing forces during adjustments to the bed, and also contributes to pressure ulcer prevention.

Hygienic mattress bases

The mattress bases available to choose from provide high comfort and are easy to clean and disinfect - including in automatic washing systems.

Attractive and practical head and footboards

The three Intercontinental, Stelo and Rondo head and footboards available to choose from are easy to clean. The bed can also be supplied with a fixed headboard on request, which does not move when height adjustments are made.

Collision prevention

Wall buffer cones and a selection of effective wall deflection rollers protect the bed and room furnishings from damage.

Large height adjustment range


The height adjustment range spanning a low 32 cm right up to a height of 91 cm prevents patients from fall injuries and protects a back-friendly hip level height for staff to work at.

5th castor

The fifth castor makes it extremely easy to manoeuvre the bed precisely in confined spaces and corridors and keeps the bed on track without the need to set a castor position.

Protega safety side

This split safety side follows mattress base adjustments at the head end and provides ideal protection with a height of approximately 41 cm.





▲ Head and footboards can be freely combined with safety sides. It is possible, for example, to combine the classic Rondo headboard and footboard with the Protega safety side.



◀ The Evario supports speedy recovery in day-to-day patient care, but is also suitable for intensive care.

▼ The ¾ safety side is a sound alternative that is also easy to operate.



Evario

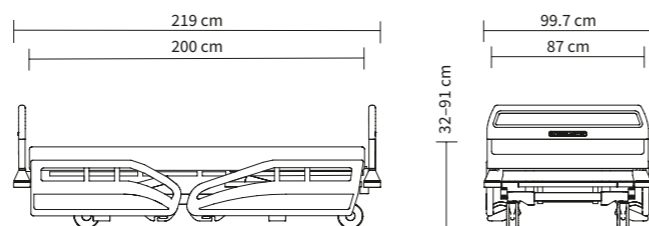
The bed that's at home in any hospital unit

Its modular system makes the Evario a bed that adapts itself to very specific requirements. In the basic configuration, it is available with mattress base widths of 87 or 90 cm. The narrower version makes it easier to manoeuvre in confined spaces and narrow doorways.

It allows such a variety of decors and forms to be combined that the design spectrum ranges from cosy stylishness to contemporary clean lines. Hospitals can therefore enhance the quality of their patient rooms with an individual appearance.

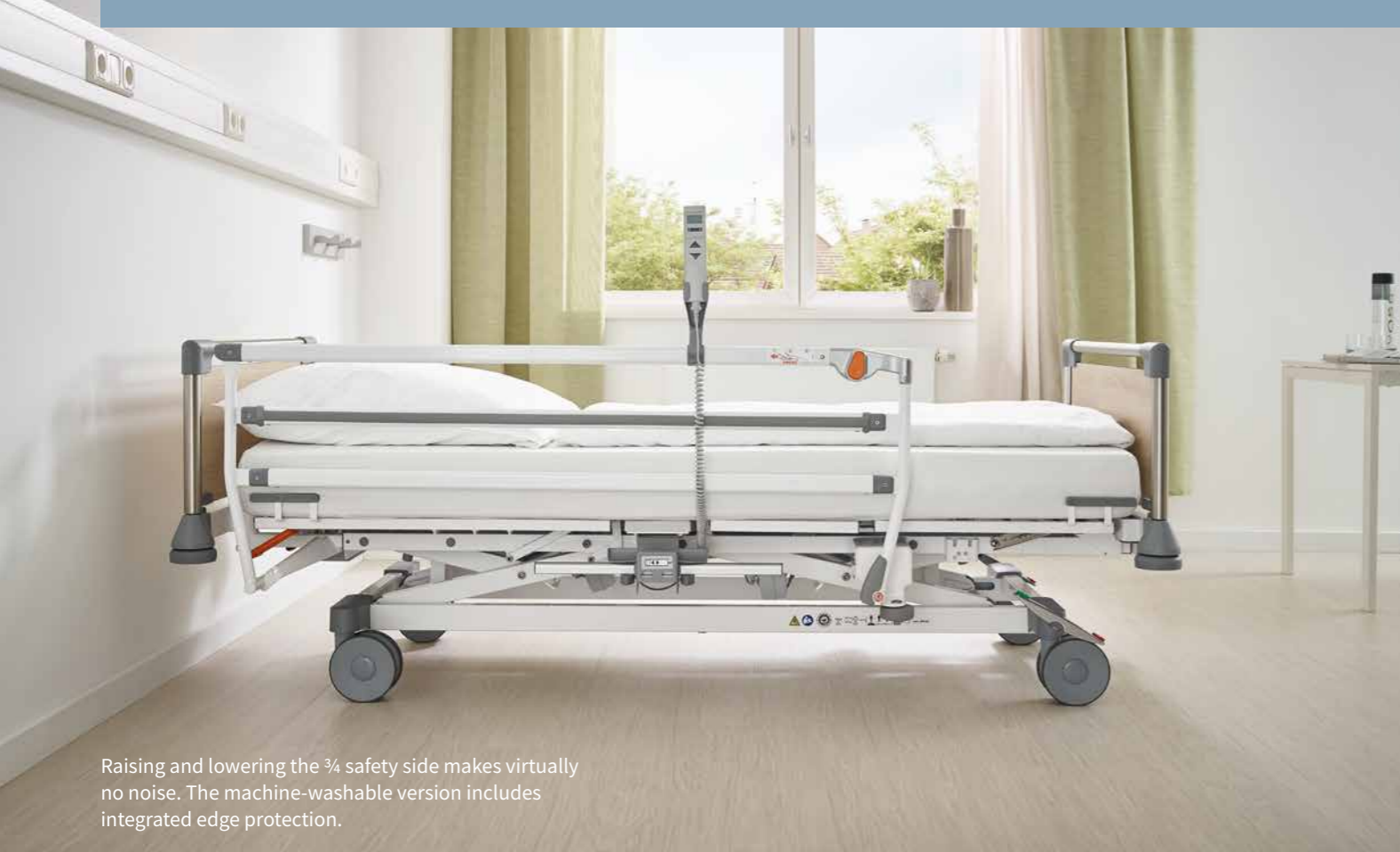
- A high safe working load makes it equally suitable for heavier patients weighing up to 250 kg
- Integrated 28 cm bed extension for tall people
- Easy cleaning and maintenance due to large-surface design and good access to all components

External dimensions/height adjustment range:



Bed extension Icon: Bed with extension	e-help Icon: Bed with wireless signal	Easy to operate Icon: Bed with LCD screen	Comfort position Icon: Bed in reclined position	Trendelenburg position Icon: Bed in Trendelenburg position	Machine washable Icon: Bed with water droplets	5th castor Icon: Castor wheel	High safe working load Icon: Bed with weight icon 260 kg	Large height adjustment range Icon: Bed with height adjustment arrow 32 to 91 cm
--	---	---	---	--	--	--	---	---





Raising and lowering the ¾ safety side makes virtually no noise. The machine-washable version includes integrated edge protection.



¾ safety side

Space-saving and for one-hand operation

Preventing patient falls from hospital beds is of the highest priority. At the same time, however, it is important to promote mobility and reduce the use of freedom-restricting measures. Evario's safety side systems are the right choice for meeting these requirements. With their generous protective height of up to 41 cm, they also allow problem-free use of comfort mattresses, anti-decubitus mattresses and alternating pressure systems. The ¾ safety side protects a large proportion of the mattress base and so provides a high level of safety. It is also space-saving, blends in discreetly and allows the patient an unobstructed view.

▼ Nursing staff can operate this safety side quickly and intuitively with just one hand.



▼ The ¾ safety side incorporates a wall buffer cone which protects the bed and furnishings from side-on collisions.



Protega safety side

Wing-shaped split safety side

The Protega safety side is an alternative developed by Stieglmeyer to provide a flexible response to patients' needs. The wing-shaped split safety side in high-strength plastic can optionally be raised at the head end only or along the whole length of the mattress base.

This forms an orientation aid or provides the patient with full protection. The safety sides are ergonomically formed and

pleasing to the touch. The planar design provides extensive protection from entrapment and allows easy and thorough cleaning.

▼ Protega safety side elements at the head end move in tandem with any backrest adjustments and provide ideal protection even in a sitting position.

▼ It only needs one hand to swing the safety side wings downwards in a quietly cushioned, power assisted motion so that they take up very little space along the side of the bed.





Integrated control panels

Intuitive bed control

Where the Evario is fitted with Protega safety sides, the bed can optionally be operated with innovative control units. These stylish flat panels are integrated in the safety sides on both sides of the bed.

The panels give the patient four options for adjustment that are often used during the daily routine: adjusting the height of the bed, raising the backrest and thigh rest as well as changing from

a lying position to a comfortable sitting position. This makes it easier for the patient to read, eat or get up, and thereby promotes the recovery process. The outward-facing side of the panel is designed with a large display which allows separate control levels to be selected for nurses and technical staff. In addition to normal adjustments, this can be used to select medically indicated positions such as a Trendelenburg position.



▼ The outward-facing panels offer additional options for nursing staff or technicians.



▲ The panels on the inward-facing side of the bed have a clear control interface for the patient to use.

LCD handset

Easy operation with only 3 buttons



▲ Nurses have greater control over the Evario at their operating level.

▼ The handset is always ready to hand in a holder on the safety side.



The stylish slimline LCD handset is attractive with its backlit display and only 3 buttons. Patients can select and use the bed's adjustment options quickly and easily on the display. Functions locked by care staff are not visible for the patient. This intuitive operation makes it suitable for use even by people with restricted capabilities.

To avoid inadvertent adjustments to the bed, the LCD handset has 3 separate control levels for patients, nursing staff and technical personnel. On their control level, nurses can lock certain adjustment options for patients but, with the EasyCare function, nurses can still use all the bed's options themselves. The 3rd control level allows technicians to make useful settings for maintenance and error analysis.

◀ Changing levels is easy with the help of an unlocking magnet.

◀ The handset is stowed safely in the linen holder.

◀ The handset can simply be tilted over to one side when not in use.

Practical operating functions

Fast adjustment of the bed

As a practical and positive aid for nursing staff, 3 preset backrest positions that are frequently needed in everyday care are provided. These can be selected at the touch of a button on the Evario control panel, which is close to the patient. The preset adjustment angles are 15°, 30° and 45°.

An angle of 30° reduces brain pressure, relieves strain on the heart and facilitates breathing. ▶



▲ A cardiac chair position can also be set quickly using the display on the operating panel.

▲ An angle of 45° makes it easier to eat meals and converse with other people at eye level.

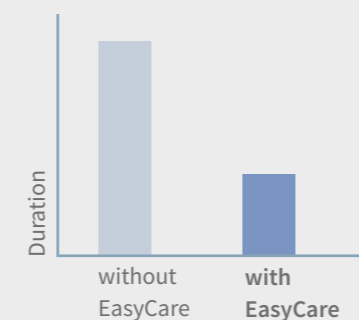
EasyCare

Similarly to the LCD handset, the **EasyCare** function allows nurses to operate all bed adjustment options, even those that are locked for patients.

ESSENTIALLY BETTER EasyCare lightens the workload of nursing staff

- The LCD handset offers **three control levels** for patients, nurses and technicians.
- Nurses can **lock and conceal** certain adjustment functions for the patient.
- With the **EasyCare** function, these adjustments can be made at nurse level without changing the locking status for the patient. This saves considerable time for nursing staff and also enhances safety.

Enabling the functions

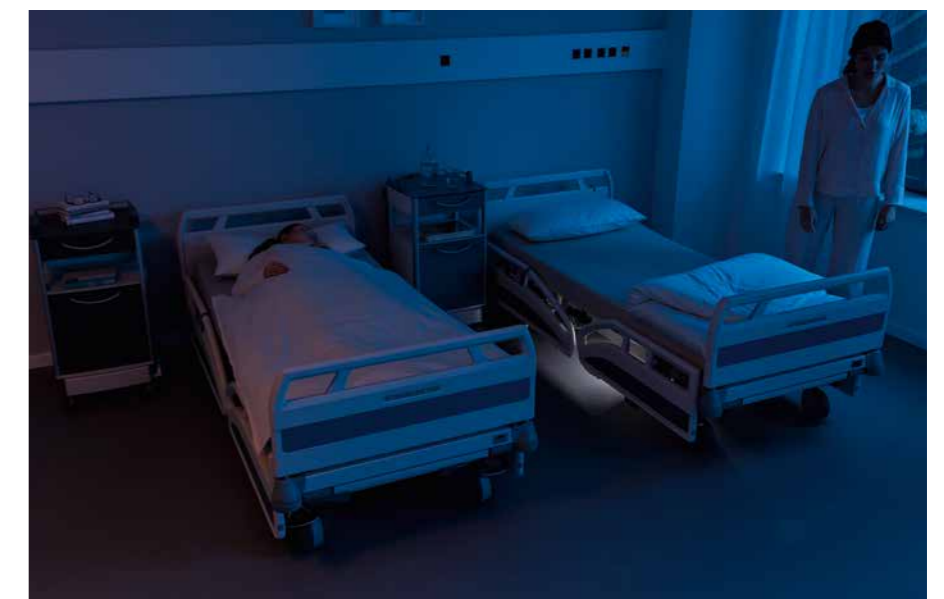


We develop customised solutions for your smart hospital

Digital assistance systems provide security and relief

Digital assistance systems are a modern solution for reducing liberty-depriving measures, protecting patients and at the same time supporting nursing staff, especially during night shifts. The focus here is on the Out-of-Bed system. A load sensor in the backrest registers when the patient gets up and initiates supportive measures:

- Immediately switches on the under bed light for better orientation
- Notifies nurse after 4 selectable intervals of between 15 seconds and 15 minutes
- Visual or acoustic signals via the existing in-house call system



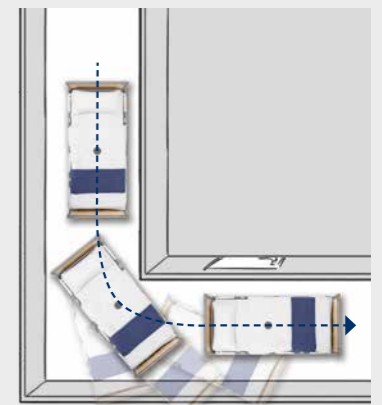
▲ The Out-of-Bed system can switch on a glare-free under bed light.

The Out-of-Bed system can be connected to the existing in-house call system. ▶





ESSENTIALLY BETTER
Advantages of the
5th castor



If a bed with a patient lying in it rapidly turns a corner, high centrifugal forces can come into play. The fifth castor ensures that the Evario remains on track and prevents it from slipping sideways.

◀ The optional fifth castor makes it easier for care staff to move the bed.

Benefits for nursing staff

Easy to operate

Nurses are often faced with demanding physical and emotional situations during the daily hospital routine. The Evario brings relief to many situations with its intuitive ease of use. The many useful details about the Evario add up to a cohesive whole. Of particular note is the large height adjustment range of 32 to 91 cm – even tall nursing staff can work at a back-friendly hip-level height.

▼ The integrated 28 cm bed extension stands out with its ease of use.



▼ Faster access to the patient due to removable head and footboards.



Wheeling the bed is a challenge in narrow rooms and corridors. In principle, beds with both 4 and 5 castors can be moved without strain on the back by just one person when the directional castor is correctly used. The optional fifth castor, however, reduces the amount of force required and aids precise manoeuvring and so protects the bed and fixtures from collisions.

▼ In an emergency, the CPR position can be set instantly with a lever on the backrest.



In addition, the 5th castor provides high stability during patient transport, regardless of whether the nurse pushes the bed from the head or foot end. The ergonomic handle bars on the sturdy head and footboards provide added convenience when handling the beds. An easy to activate locking mechanism prevents the head or footboards from being inadvertently removed.

▼ The pleasantly backlit controls enhance safety even in the dark, while the bed's preset treatment positions considerably simplify nurses' work.



Benefits for patients

Comfort and safety



The Evario's great comfort and stylish good looks make it a hospital bed that you can feel at home in. Patients can regain strength and renewed confidence in this bed. This has a positive effect on the speed of their recovery.

▲ The Evario provides ample room and comfort in every situation – this is also due to the sliding backrest, which prevents uncomfortable shearing forces during adjustments.




Both the V-shaped opening in the Protega and the slimline bars on the ¾ safety side afford an unobstructed view into the room or out of the window and prevent the patient from feeling constricted.



▲ The split Protega safety side and the handrails running all round the bed foster patient mobility. Patients can get up by themselves and have a handrail available all round to hold onto.

At only 32 cm, the lowest position of the bed promotes fall prevention.



▲ When the patient ventures those first attempts at standing up and walking, the steady handrail provides a useful support and promotes mobilisation.



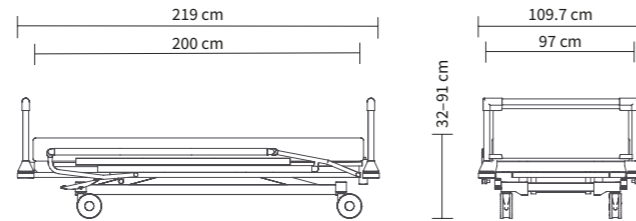
Evario extra wide

A 100 cm wide version in combination with a 200 cm long mattress base is available on request. A bed extension is also possible at the same time. The bed's high safe working load makes it equally suited to heavier patients up to 250 kg.



Bed extension 	e-help 	Easy to operate LCD 	Comfort position
Trendelenburg position 	5th castor 	High safe working load 260 kg 	Large height adjustment range 32 to 91 cm

External dimensions/height adjustment range:



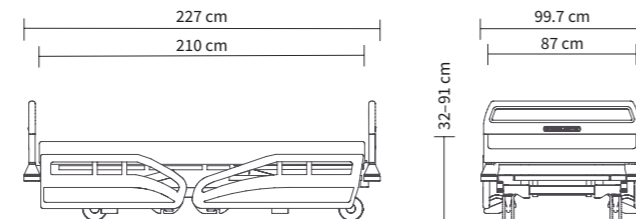
Evario extra long

Patients in general have become taller and heavier over a period of many years. Hospitals are now ideally prepared for this with the Evario. The mattress base has an optional length of 210 cm and can be extended to up to 228 cm.



Bed extension 	e-help 	Easy to operate LCD 	Comfort position
Trendelenburg position 	Machine washable 	5th castor 	High safe working load 260 kg
		Large height adjustment range 32 to 91 cm 	

External dimensions/height adjustment range:



Evario with scales

Weight control through integrated weighing system



The Evario with scales meets the demanding requirements of an intensive care unit. The system offered by the integrated bed scales delivers precise readings and helps with diagnosis and the correct medication. The scales monitor the patient's weight with an accuracy of 200 g. Auto-compensation allows staff to add or remove items from the bed without affecting the displayed weight of the patient. In addition to the weighing option, the new system is also optionally available with an integrated Out-of-Bed function. This automatically turns the under bed light on when the patient gets out of bed. The system can also be connected to the nurse call system (or in-house call system). Thanks to the weighing cells in the chassis, nursing staff are informed when a patient gets up and does not return to bed after a pre-defined period.

▲ The weight is displayed on an easy-to-use handset with a 2.4-inch backlit display and highly visible buttons.

► The ergonomically designed handset can be attached to the main unit or safely stowed in the linen holder.



► For hygienic reasons, the chassis is protected by an additional cover and therefore easier to clean.





Evario with fixed headboard reduces the risk of damage

The optional fixed headboard does not move when height adjustments are made so that collisions with room furnishings are avoided.

- Mattress base dimensions of 87 x 200 cm
- Patient lifting pole and infusion stand on the exterior
- Height adjustment range of 32–85 cm
- Tilttable up to 12° reverse-Trendelenburg position

▼ Scraping walls when adjusting the mattress base height is avoided.



▼ The external patient lifting pole does not move when the height is adjusted.



Cost-effective benefits due to high quality

The Evario is a worthwhile investment that gives the hospital an outstanding value-for-money bed that saves costs in the long term. All components have been subjected to thorough testing, often far in excess of standard procedures, to ensure the bed has a long life cycle. Its intelligent design means that the Evario also excludes certain risks of damage right from the outset. The integrated control panel is extremely resistant to damage since it cannot be pulled out or fall off. And if a repair becomes necessary after all, the control panel can simply be removed without the need to dismantle the safety side.

▼ A versatile range of wall deflection rollers and wall buffer cones protects the bed and walls from damage.



▼ The technician control level on the LCD handset and control panel provides useful settings for maintenance, error analysis and reset functions.





Reliable hygiene

Manual and automated reprocessing

Multi-drug resistant superbug infections are a major challenge for every hospital. Shorter hospital stays and increased patient turnover make infection prevention even more challenging. Reliable bed hygiene plays a key role in combating this risk. The Evario is ideally designed for thorough cleaning and disinfection – both by hand as well as by optional machine washing.



▲ The bed incorporates large smooth surfaces that do not allow dirt to settle unnoticed. Both the Intercontinental and Stelo models of head and footboard enhance these outstanding hygienic properties.

Optimised for automated reprocessing



◀ An ideal washing position is already preset on the handset and the control panel.

Even the standard version designed for manual reprocessing is manufactured with protection category IPX6, and so offers the best possible conditions for cleaning. For the machine washable version, Stiegmeyer has defined the extended protection category IPX6W (washable), which offers particularly good protection against moisture.

Automated reprocessing provides operators of hospital beds with a strong weapon in the fight against dangerous superbugs. Even with the plastic Protega safety sides, the Evario is suitable for washing machines – a decisive advantage over comparable models.

Maintenance and servicing

Support for technical staff



The safety, efficiency and ease of use of the Evario are also evident during inspections and maintenance. All electronic components have been placed so as to afford particular protection and yet make them easily accessible at all times. The control unit and the battery are located underneath the head end of the mattress base. For currentless operation, either a lead-gel battery or the powerful long-life lithium-ion battery are available. The latter enables a larger number of adjustment cycles and needs to be replaced less frequently. If a change of battery does become necessary, both batteries are easy to reach. Service technicians can carry out any necessary maintenance and repair work on these components in just a few easy steps.

▲ The technician level of the LCD handset helps with inspections and maintenance.



▶ All electronic components of the bed are easily accessible. Service technicians thus save up to 20 minutes during maintenance work.



▶ The 90 cm wide Evario integrates cables within the bed frame. This allows free access to all areas and ensures that any dirt can be removed in the best possible way.

Equipment and options

Headboards and footboards



Stelo design

- For model variants with 87 cm and 90 cm widths, extra wide, extra long and with scales
- With sturdy stainless steel profiles
- Headboard and footboard fully removable
- Secured to prevent accidental removal
- Decors from Stieglmeier Resopal collection



Intercontinental design

- For model variants with 87 cm and 90 cm widths, extra long and with fixed headboard
- Made of PP plastic
- Headboard and footboard fully removable
- Particularly easy to clean
- Secured to prevent accidental removal



Rondo design

- For model variants with 87 cm and 90 cm widths, extra long and with scales
- With anodised aluminium profiles
- Interchangeable edge protection profile at the sides
- Headboard and footboard fully removable
- Secured to prevent accidental removal



Fixed headboard

- Headboard fixed to the chassis, fully removable as for footboard
- Stays in place while mattress base height is adjusted
- Protection against collisions with room furnishings
- Secured to prevent accidental removal
- Only combinable with Intercontinental headboard/footboard

Safety sides



¾ safety side

- Approx. 39 cm protective height above the mattress base
- Can be released and lowered quietly with one hand
- Clear, unhindered view for the patient
- Machine-washable version with edge protection



Protega safety side


- Approx. 41 cm protective height above the mattress base
- Split safety side made from sturdy plastic
- Easy power-assisted operation with damped movement
- Extensive finger-trap-protection

Mattress bases



Hygiene mattress base

- Made of polypropylene
- Sections can be removed separately
- Modern design
- Optionally with slots for belt systems




All-plastic mattress base

- Made of HPL
- Sections can be removed separately, optionally secured in place to prevent removal
- With slots for belt systems
- Ideal for automated reprocessing



Wire mesh mattress base




- Made of steel
- Particularly sturdy and durable
- Sections secured in place or separately removable
- Ideal for automated reprocessing






Radiolucent backrest

- All-plastic (HPL) radiolucent backrest material
- Remaining parts consist of hygiene mattress base made of polypropylene
- Patient can be x-rayed without being relocated
- Including cassette holder



Castors

	Integral castor <ul style="list-style-type: none"> • Diameter 150 mm • Height adjustment range of mattress base approx. 35 – 91 cm • Chassis ground clearance approx. 17 cm
	Steinco double castor <ul style="list-style-type: none"> • Diameter 150 mm • Height adjustment range of mattress base approx. 35 – 91 cm • Chassis ground clearance approx. 17 cm
	Linea double castor <ul style="list-style-type: none"> • Diameter 150 mm • Height adjustment range of mattress base approx. 32 – 88 cm • Chassis floor clearance approx. 13.5 cm




Brake pedals

	Die-cast bar <ul style="list-style-type: none"> • Die-cast, chrome-plated • Press to apply brake • Lift bar with foot from underneath to release brake • Die-cast for elegant appearance
	Die-cast lever <ul style="list-style-type: none"> • Die cast, chrome-plated • Tread surfaces with coloured marking • Quick and intuitive to use • Die-cast for elegant appearance
	Plastic lever <ul style="list-style-type: none"> • Plastic • Tread surfaces with coloured marking • Quick and intuitive to use







Wall deflection rollers

	Plastic <ul style="list-style-type: none"> • Diameter 100 mm • Material: polyamide (PA6) • Including wall buffer cones
	Universal <ul style="list-style-type: none"> • Diameter 100 mm • Vertically and horizontally effective • Material: polyamide (PA6) • Including wall buffer cones

Digital assistance systems

	Out-of-Bed system <ul style="list-style-type: none"> • 4 selectable response times for the signal • Automatic activation of the under bed light can be selected • Controlled and activated with a separate handset • Can be connected to existing nurse call systems through open interfaces (further information see instruction manual)
	Under bed light <ul style="list-style-type: none"> • Activated on LCD handset or integrated control panel • Discreet, non-glare light for orientation in the dark
	Brake signal <ul style="list-style-type: none"> • Signal tone if brake released but mains cable not unplugged • This prevents the bed from being damaged or accidentally rolling away

Control units

	Integrated control panel <ul style="list-style-type: none"> • Integrated in the Protega safety sides on both sides of the bed • Practical adjustment options for patient (inside) as well as nurses and technicians (outside) • Pre-set bed positions • Quick activation of the CPR function
	LCD handset <ul style="list-style-type: none"> • 3 control levels (for patients, nurses and technicians) • Extensive locking and setting options in normal operation and emergency situation at nurse level • Error analysis and reset function at the technician control level
	Locking box <ul style="list-style-type: none"> • Firmly attached to the linen holder • For locking groups of functions • For setting to Trendelenburg and CPR position • Battery level indicator
	Control box <ul style="list-style-type: none"> • For locking and operating all individual functions • Emergency settings • Memory functions • Battery level indicator
	Control satellite <ul style="list-style-type: none"> • Easy to attach to backrest • Flexible arm can be adjusted by the patient • Large symbols and easy to reach
	Foot pedal <ul style="list-style-type: none"> • Easy height adjustment of the bed using the foot

Additional features

	Handset holder <ul style="list-style-type: none"> • Safe handset holder • 2 types of holder to choose from
	Standard sliding rail <ul style="list-style-type: none"> • Allows space-saving attachment of additional equipment along the sides of the bed • Profile 10 x 25 mm
	Universal accessory rail <ul style="list-style-type: none"> • Offers ample room to attach accessories, e.g. Redon bottles
	Integrated lower leg rest extension <ul style="list-style-type: none"> • Added convenience for extending the bed • The bars also extend the lower leg rest at the same time
	Lead-acid battery <ul style="list-style-type: none"> • Reliable and inexpensive
	Lithium-ion battery <ul style="list-style-type: none"> • Long-life battery • Large number of adjustment cycles

Equipment and options

	Evario 87 cm width	Evario 90 cm width	Evario extra wide	Evario extra long	Evario with scales	Evario with fixed headboard
Safety sides						
¾ for one-hand operation	✓	–	✓	–	–	–
Protega	0	✓	0	0	✓	✓
Head and footboard design						
Intercontinental	✓	–	–	✓	–	✓
Stelo	0	0	✓	0	0	–
Rondo	0	✓	–	0	✓	–
Basic colour						
Crystal white NCS S0500N	✓	✓	✓	✓	✓	✓
Decontamination, degree of protection						
Manual reprocessing, IPX6	✓	✓	✓	✓	✓	✓
Automated reprocessing, IPX6W	0	0	–	0	–	0
Mattress bases						
PP hygiene mattress base ¹⁾	✓	✓	✓	✓	✓	✓
PP hygiene mattress base for belt system ¹⁾	0	0	0	0	0	0
Hygiene mattress base, PP, with radiolucent backrest	0	0	–	0	0	0
All-plastic (HPL) hygiene mattress base for belt system	0	–	–	0	–	0
Wire mesh mattress base	0	–	–	0	–	0
Wire mesh base, removable	0	–	–	0	–	0
Wall deflection rollers						
4 plastic, all sides	✓	✓	✓	✓	✓	✓
4 universal, all sides	0	0	0	0	0	0
2 universal at head end, 2 plastic at foot end	0	0	0	0	0	0
Wall buffer cone						
At head and foot ends	✓	✓	✓	✓	✓	✓
Castors						
Integral castor Ø 150 mm	✓	✓	✓	✓	✓	✓
Double castor Ø 150 mm	0	0	0	0	0	0
Linea double castor Ø 150 mm	0	0	0	0	–	0
Conductive castor coating						
1 castors	✓	✓	✓	✓	✓	✓
2 castors	0	0	0	0	0	0
4 castors	0	0	0	0	0	0
5 castors	0	0	0	0	0	0
Brake pedal						
2 x plastic with coloured marking	✓	✓	✓	✓	✓	✓
4 x plastic with coloured marking	0	0	0	0	0	0
Die-cast bar, chrome-plated	0	0	0	0	0	0
2 x die cast, chrome-plated with coloured marking	0	0	0	0	0	0
4 x die cast, chrome-plated with coloured marking	0	0	0	0	0	0
Directional castor position						
Head end, right	✓	✓	✓	✓	✓	✓
Head end, left	0	0	0	0	0	0
Foot end, right	0	0	0	0	0	0
Foot end, left	0	0	0	0	0	0
Centre of bed (5th castor)	0	0	0	0	0	0

	Evario 87 cm width	Evario 90 cm width	Evario extra wide	Evario extra long	Evario with scales	Evario with fixed headboard
Control units						
LCD handset	✓	✓	✓	✓	✓	✓
Integrated control panel	0	0	0	0	0	0
Control box in the linen holder	0	0	0	0	0	0
Locking box in the linen holder	0	0	0	0	–	0
Out-of-Bed system						
Yes	0	0	0	0	0	0
Yes, including under bed light	0	0	0	0	0	0
Additional features						
Standard sliding rails on the long sides	0	0	0	0	0	0
Sliding rails on backrest	0	0	0	0	0	0
Universal accessory rails on the long sides	0	0	0	0	0	0
5th castor	0	0	0	0	0 ²⁾	0
Linen holder	✓	✓	✓	✓	✓	✓
Lower leg rest extension	0	0	0	0	0	0
Bed extension	✓	✓	✓	✓	✓	✓
Adapter sleeve for patient lifting pole						
Oval pole	✓	✓	✓	✓	✓	–
Round pole	0	0	0	0	0	✓
Electronic features						
Foot pedal	0	0	0	0	0	0
Brake signal	0	0	0	0	0 ³⁾	0
Under bed light	0	0	0	0	0	0
Satellite control ¹⁾	0	–	0	0	–	–
Rechargeable battery						
Lead-gel battery	0	0	0	0	0	0
Lithium-ion battery	0	0	0	0	0	0

Technical data

	Evario 87 cm width	Evario 90 cm width	Evario extra wide	Evario extra long	Evario with scales	Evario with fixed headboard
Dimensions and weights						
Overall dimensions	99.7 x 219 cm	103.8 x 219 cm	109.7 x 219 cm	99.7 x 227 cm	103.8 x 219 cm	99.7 x 236 cm
Mattress base (mattress dimensions)	87 x 200 cm	90 x 200 cm	97 x 200 cm	87 x 210 cm	90 x 200 cm	87 x 200 cm
Bed extension	28 cm	28 cm	28 cm	18 cm	28 cm	28 cm
Mattress base division	83 – 15 – 33 – 53 cm	83 – 15 – 33 – 53 cm	83 – 15 – 33 – 53 cm	83 – 15 – 33 – 61 cm	83 – 15 – 33 – 53 cm	83 – 15 – 33 – 53 cm
Backrest length compensation	approx. 10 cm	approx. 10 cm	approx. 10 cm	approx. 10 cm	approx. 10 cm	approx. 10 cm
Safe working load	260 kg	260 kg	260 kg	260 kg	260 kg	260 kg
Maximum weight of patient	approx. 250 kg	approx. 250 kg	approx. 250 kg	approx. 250 kg	approx. 250 kg	approx. 250 kg
Ground clearance of chassis	approx. 17 cm	approx. 17 cm	approx. 17 cm	approx. 17 cm	approx. 17 cm	approx. 17 cm
Ground clearance of chassis with Linea castor Ø 150 mm	approx. 13.5 cm	approx. 13.5 cm	approx. 13.5 cm	approx. 13.5 cm	–	approx. 13.5 cm
Total weight	approx. 160 kg	approx. 162 kg	approx. 165 kg	approx. 160 kg	approx. 170 kg	approx. 165 kg
Protective height of Protega safety sides	approx. 41 cm	approx. 41 cm	approx. 41 cm	approx. 41 cm	approx. 41 cm	approx. 41 cm
Protection height of ¾ safety sides	approx. 39 cm	–	approx. 39 cm	approx. 39 cm	–	–
Adjustment ranges						
Tilting to Trendelenburg position	14°	14°	14°	14°	14°	12°
Tilting to reverse-Trendelenburg position	15°	15°	15°	15°	15°	15°
Mattress base height	approx. 35 – 91 cm	approx. 35 – 91 cm	approx. 35 – 91 cm	approx. 35 – 91 cm	approx. 35 – 91 cm	approx. 35 – 85 cm
Mattress base height with Linea castor Ø 150 mm	approx. 32 – 88 cm	approx. 32 – 88 cm	approx. 32 – 88 cm	approx. 32 – 88 cm	–	approx. 32 – 82 cm
Backrest angle	70°	70°	70°	70°	70°	70°
Thigh rest angle	40°	40°	40°	40°	40°	40°
Fowler position angle	16°	16°	16°	16°	16°	16°



Custodians of values
Shapers of the future

STIEGELMEYERGROUP

Custodians of values

Our company was founded in Herford in 1900 and is still a family-run enterprise today. Respect and a sense of responsibility towards our customers, employees and partners form the basis for our day-to-day work. Based on these values and our many years of experience, we offer our customers all over the world high-quality products, solutions and services to meet the needs of the care and healthcare sectors.

Shapers of the future

In order to cope with rapid changes in the care and healthcare sectors, we develop all our products ourselves. Creating innovations and visions of what care will be like in future are the goals we pursue. We maintain regular contact with our customers in order to support them in their daily tasks. Implementing tomorrow's trends today is a successful tradition of ours.

Our expertise

- Hospital
- Nursing home
- Homecare
- Lifestyle beds
- Furniture systems
- Service



The Stiegmeyer-Group is your international partner for hospitals and care facilities and, with the Burmeier brand, also for caring in the home. We support our customers with practice-oriented products, solutions and services that we are constantly developing further.

- Founded in 1900 and still family managed
- Over 1,100 employees worldwide
- All core products manufactured in proprietary factories
- Product development and production in Germany
- Service, training and process optimisation at customer's premises
- International certification and export to more than 60 countries
- Distribution companies located in Belgium, Finland, France, Netherlands, Poland and South Africa

Our brands





STIEGELMEYERGROUP

Hauptsitz / Headquarters

Deutschland / Germany
Stieglmeyer GmbH & Co. KG
Ackerstraße 42
32051 Herford
Phone +49 (0) 5221 185 - 0
Fax +49 (0) 5221 185 - 252
info@stieglmeyer.com
www.stieglmeyer.com

France
Stieglmeyer SAS
8 Allée des Chevreuils
69380 Lissieu
Phone +33 (0) 4 7238 - 5336
Fax +33 (0) 4 7238 - 5481
contact@stieglmeyer.fr
www.stieglmeyer.fr

South Africa
Stieglmeyer Africa (PTY) Ltd
The Estuaries · Century City
Cape Town, 7441
Phone +27 (0) 21 555 - 1415
Fax +27 (0) 21 555 - 0639
info.southafrica@stieglmeyer.com
www.stieglmeyer.co.za

Nederland / Netherlands
Stieglmeyer BV
Peppelenbos 7
6662 WB Elst
Phone +31 (0) 345 581 - 881
info@stieglmeyer.nl
www.stieglmeyer.nl

Suomi / Finland
Stieglmeyer Oy
Ahjokatu 4 A
15800 Lahti
Phone +358 (0) 3 7536 - 320
Fax +358 (0) 3 7536 - 330
stieglmeyer@stieglmeyer.fi
www.stieglmeyer.fi

Polska / Poland
Stieglmeyer Sp. z o.o.
86-212 Stolno
Grubno 63
Phone +48 56 6771 - 400
Fax +48 56 6771 - 410
info.stolno@stieglmeyer.pl
www.stieglmeyer.pl



Finden Sie Ihren Ansprechpartner auf unserer Website:
Find your local partner on our website:
www.stieglmeyer.com/partner

stieglmeyer.com